

**BENDONI INOX S.r.l.**  
I-52010 Bibbiena (Arezzo)  
Fraz. Soci - Via S. Marco, 9  
Tel.: +39.0575.560.231  
Fax: +39.0575.561.362

**www.bendoni.it**  
Mail: info@bendoni.it  
CCIAA 75927  
P.iva - C.fis. - R.imp.  
IT-00878970516

# Bendoni **inox**


## HANGING CUPBOARD PL SLIDING DOORS

Article code:

**PL18**

Dimension:

**mm. 1800x400x600h**

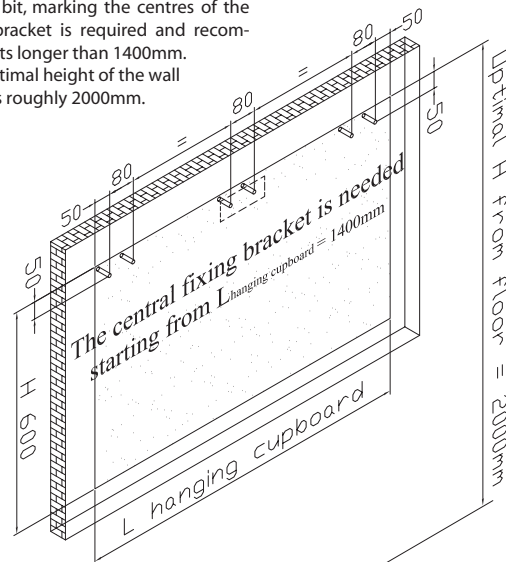


### Features:

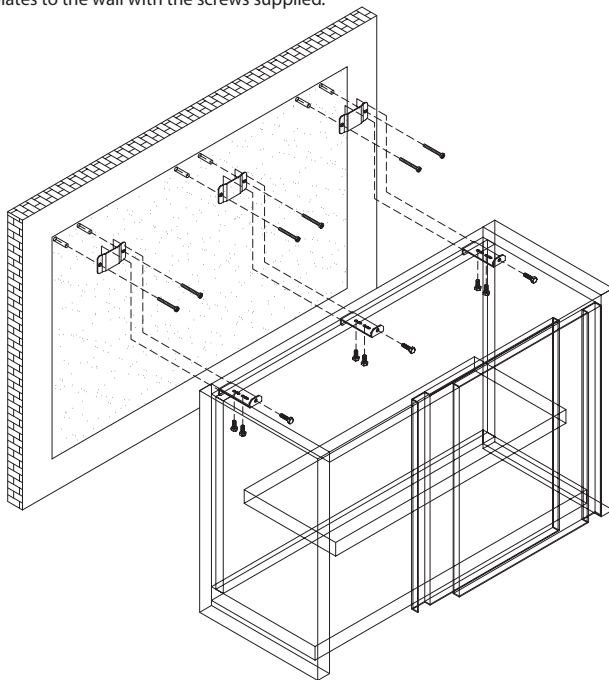
Made of S/S AISI 304 - Double panel sides and lower shelf - Double panel sliding doors with vertical handles vertical - Central vertical reinforcement - 1+1 middle adjustable shelves

**Step 1**

Drill the holes in the wall for the anchors supplied using a 10mm drill bit, marking the centres of the holes. The central bracket is required and recommended for wall units longer than 1400mm. Furthermore, the optimal height of the wall unit from the floor is roughly 2000mm.

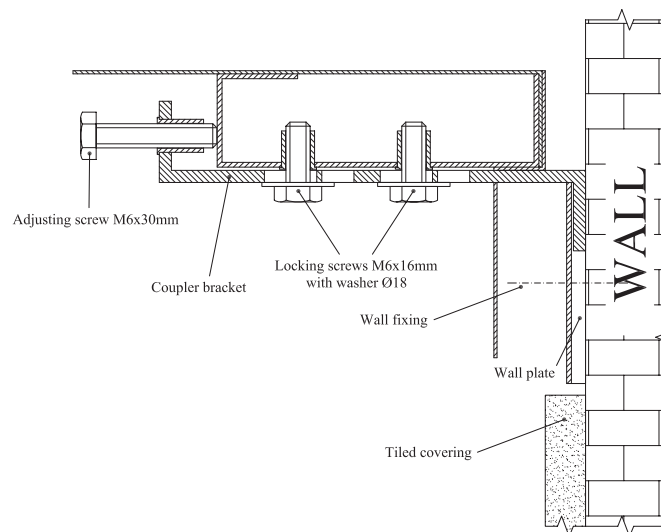
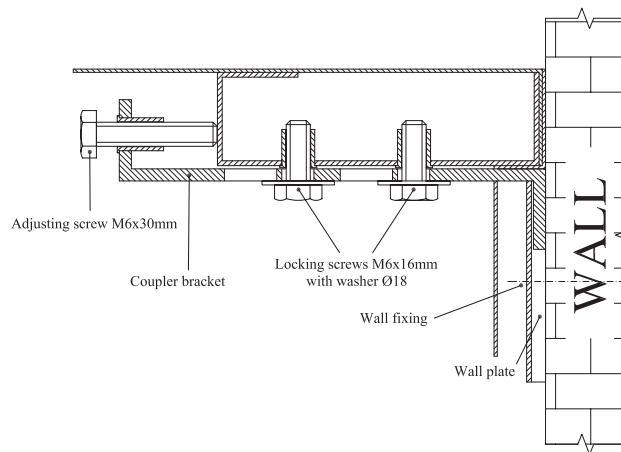
**Step 2**

Fix the plates to the wall with the screws supplied.

**Step 3**

Fit the hook brackets to the wall unit, in the relevant rear slots, as shown in diagram, depending on whether the wall the unit is installed on is flat or has a 10~15mm step due to wall tiles.

Do not tighten down the fixing screws, and keep the adjusting screw very loose.

**Step 4**

Hook the wall unit on, making sure the tongue of the bracket locates in the wall plate properly.

*You can check the tongue has located in the bracket properly by checking that the height of the wall unit from the floor is what it should be.*

**Step 5**

Use the adjusting screws to "level" the wall unit.

**Step 6**

Tighten the fixing screws.

**Step 7**

Install the middle shelf in the desired position using the hooks supplied, inserted them in the relevant racks.

**Step 8**

With the wall unit "under load" (full) check it is still "level" and adjust the doors if necessary.

**Bendoniinox**
**BENDONI INOX S.r.l.**

I-52010 Bibbiena (Arezzo) - Fraz. Soci - Via S.Marco, 9

Phone: +39.0575.560.231 - Fax: +39.0575.561.362

 Mail: [info@bendoni.it](mailto:info@bendoni.it) Web: [www.bendoni.it](http://www.bendoni.it)

HANGING CUPBOARD

 Issued:  
15/01/2009

 Update:  
0

Sheet 1 of 1